


APLEX series accessories overview

Extend your automatic labelling operation

| Article no. | Series | Description |
|-----------------------------|--------|--|
| 1TVAPLEX4 | APLEX4 | APLEX4 Print & Apply System for the B-EX4T1/T2/D2 printer series. Comes standard with a 100 x 100 mm label pad. Up to 30 labels/minute. Label application with or without contact (air blow). |
| 1TVAPLEX4 + 1TVAPLEX6KIT | APLEX6 | APLEX6 Print & Apply System for the B-EX6T1/T3 printer series. Comes standard with a 148 x 200 mm label pad. Up to 20 labels/minute. Label application with or without contact (air blow). |

| Article no. | Accessories | Description |
|----------------|---------------------|--|
| 1TVAPLEX4LI | Light indicator | Light indicator (ready, working, error). |
| 1TVAPLEXHD | Hand detector | Hand detector (additional operator protection system). |
| 1TVAPLEX4IO | I/O Interface | In/Out interface to connect the APLEX4 to a PLC or other external devices. |
| 1TVAPLEX4LP | Label pad | pad for labels up to 100 x 150 mm |
| 1TVAPLEX4LP200 | | pad for labels up to 100 x 200 mm |
| 1TVAPLEX4LR | Vacuum sensor | Detects the label is ready on label apply pad. |
| 1TVAPLEX4PS | Proximity sensor | Detects target items to apply at variable heights. |
| 1TVAPLEX4SC | Support column | Flexible free standing mount system for the APLEX4. |
| 1TVAPLEX4HR | Column adjusters | Horizontal position adjuster |
| 1TVAPLEX4VR | | Vertical position adjuster (Requires the APLEX4-HR.) |



Proximity sensor (APLEX4-PS)

- Applies the label without touching the item.
- When the arm approaches the item, the sensor detects it and the APLEX4 blows the label onto the item without touching it.

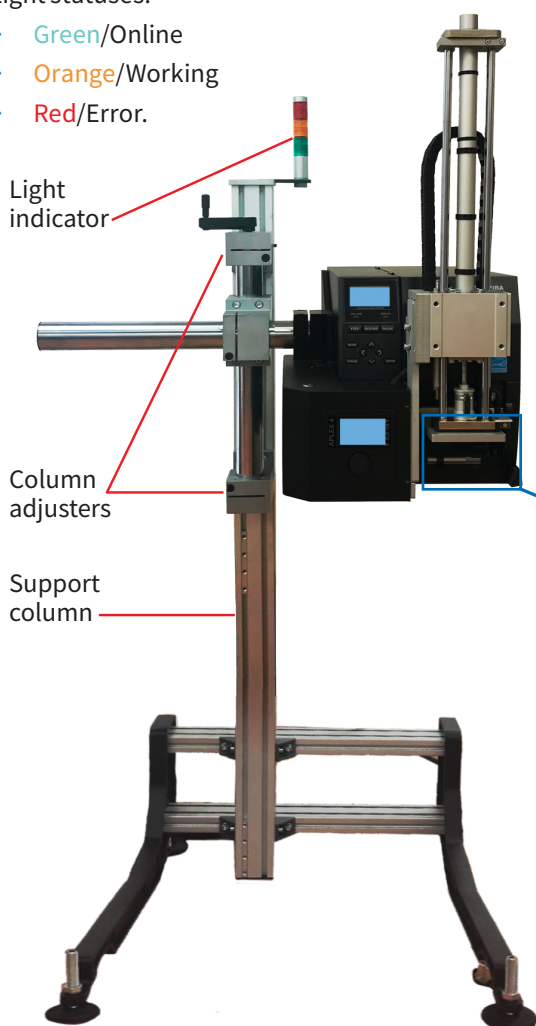
| Type | Pressure sensor (standard) | Proximity sensor (optional) |
|-------------|----------------------------|-----------------------------|
| Contact | variable distance | n/a |
| Non-contact | Fixed height | Variable height |

Vacuum sensor (APLEX4-LR)

- Detects the label on the pad. The sensor detects that the label is on the pad and is ready to be applied. If the label falls off, the APLEX4 gives an error and stops the apply operation.

Light indicator (APLEX4-LI)

- Easy to see the APLEX4's condition.
- Light statuses:
 - » Green/Online
 - » Orange/Working
 - » Red/Error.



Hand detector (APLEX4-HD)

- Detects obstructions under the pad. Additional operator protection that stops operation if a hand or other object is in the front of the printer.

Label pad (APLEX4-LP/LP200)

- Need to apply labels longer than 100 mm.
- APLEX4-LP: Labels up to 100 x 150 mm
- APLEX4-LP200: Labels up to 100 x 200 mm


Support column

- Free standing mount for the APLEX4. Adjustable system to mount the APLEX4 different heights and orientations for applying from the top or side.

Column adjusters

- Easily adjusts the position of the APLEX4.
- Using the hand cranks easily reposition the APLEX4 horizontally and vertically (vertical option requires the APLEX4-HR to be fitted also).

Horizontal position



Vertical position

